

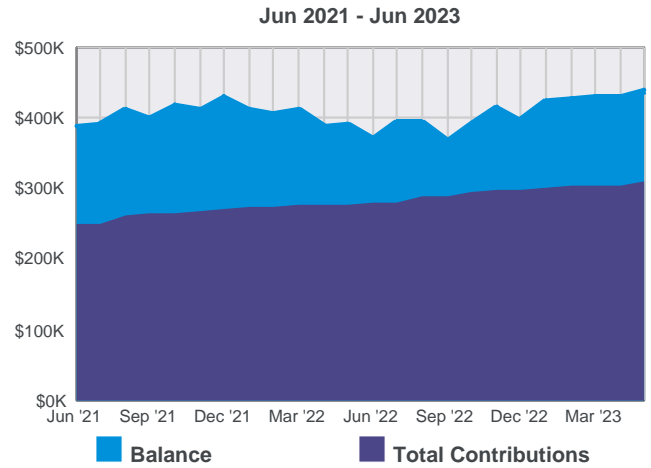
Account Snapshot

Statement as of 03/31/2023

Douglas' Snapshot - 03/31/2023

| | |
|---|--------------|
| Balance | \$428,955.07 |
| Vested Balance ¹ | \$428,955.07 |
| Contribution Rate ³ | 4.00% |
| Elective Deferral | 4.00% |
| Bonus Contribution Rate ³ | 4.00% |
| Elective Deferral | 4.00% |
| Personalized Rate of Return ⁴ ▲ | 6.46% |
| From 01/01/2023 to 03/31/2023 | |

Track Your Progress⁵



Investment Allocation

| | % of Balance | Balance |
|--------------------------------|----------------|---------------------|
| Short-Term Fixed Income | | |
| Liquid Assets Separate Account | 100.00% | \$428,955.07 |
| Balance | 100.00% | \$428,955.07 |

To change your investment allocations, visit principal.com/changeallocation

Contribution Breakdown

| | % of Total | Amount Contributed |
|----------------------------|----------------|---------------------|
| Employee | | |
| Elect Deferral | 55.02% | \$166,367.42 |
| Elec Def CthUp | 5.55% | \$16,790.00 |
| Employer | | |
| Match in K Safe Harbor | 39.42% | \$119,195.97 |
| Total Contributions | 100.00% | \$302,353.39 |

To increase your contribution rate, visit principal.com/changecontributions

Lifetime income projection

This projection provides you with information about how much monthly income you could collect at retirement based on your current account balance. **The estimated monthly payments in this statement are for illustrative purposes only; they are not a guarantee.** Having this information now may help you plan how much money to save for your retirement.

Below are estimates of how much money you could receive each month if you were to receive payments in one of two payment forms.

| Account Balance as of 03/31/2023 | Single life monthly annuity payment at age 67 | Qualified joint and 100% survivor monthly annuity payment for you and your spouse at age 67 |
|----------------------------------|--|---|
| \$428,955.07 | \$2,712.02 per month for the rest of your life | \$2,307.47 per month for the lifetime of you or your spouse |

Because these projections do not include any future contributions into your account or any possibility of growth in the market between now and your planned retirement date, your income in retirement is likely to be different from what is shown above.

For a more holistic view of what your income in retirement could look like, visit the Retirement Wellness Planner on principal.com.

Single life annuity is an arrangement that pays you a fixed amount of money each month for the rest of your life. Following your death, no further payments would be made to your spouse or heirs.

Qualified joint and 100% survivor annuity is an arrangement that pays you and your spouse a fixed monthly payment for the rest of your joint lives. In addition, after your death, this type of annuity would continue to provide the same fixed monthly payment to your surviving spouse for their life. An annuity with a lower survivor percentage may be available, and reducing the survivor percentage (below 100%) would increase monthly payments during your lifetime, but would decrease what your surviving spouse would receive after your death.

The following information is to help you understand these estimated monthly payments.

The estimated monthly payments in this statement assume that your account balance is 100% vested. If you have taken a loan from the plan and are not in default on the loan, the estimated monthly payments in this statement assume the loan has been fully repaid.

The estimated monthly payments in this statement assume that payments begin 03/31/2023 and that you are 67 on this date. Monthly payments beginning at a younger age would be lower than shown since payments would be made over more years. Monthly payments beginning at an older age would be higher than shown since they would be made over fewer years.

The estimated monthly payments for a qualified joint and 100% survivor annuity in this statement assume that you are married with a spouse who is the same age as you (even if you do not currently have a spouse, or if you have a spouse who is a different age). If your spouse is younger, monthly payments would be lower than shown since they would be expected to be paid over more years. If your spouse is older, monthly payments would be higher than shown since they would be expected to be paid over fewer years.

The estimated monthly payments in this statement are based on an interest rate of 3.99% , which is the 10-year constant maturity U.S. Treasury securities yield rate as of 03/01/2023, as required by federal regulations. This rate fluctuates based on market conditions. The lower the interest rate, the smaller your monthly payment will be, and the higher the interest rate, the larger your monthly payment will be.

The estimated monthly payments in this statement are based on how long you and a spouse, who is assumed to be your age, are expected to live. For this purpose, federal regulations require that your life expectancy be estimated using gender neutral mortality assumptions established by the Internal Revenue Service.

The estimated monthly payments in this statement are the same whether you are male or female. This is required for annuities payable from an employer's plan. However, the same amount paid for an annuity available outside of an employer's plan may provide a larger monthly payment for males than for females since females are expected to live longer.

The estimated monthly payments in this statement are based on prevailing market conditions and other assumptions required under federal regulations. If you decide to purchase an annuity, the actual payments you receive will depend on a number of factors and may vary substantially from the estimated monthly payments in this statement. For example, your actual age at retirement, your actual account balance (reflecting future investment gains and losses, contributions, distributions, and fees), and the market conditions at the time of purchase will affect your actual payment amounts.

Unlike Social Security payments, the estimated monthly payments in this statement do not increase each year with a cost-of-living adjustment. Therefore, as prices increase over time, the fixed monthly payments will buy fewer goods and services.

Account History






Totals In This Period⁶

| | |
|--|--------------|
| Starting balance as of 01/01/2023 | \$398,434.79 |
| Additions ⁷ | \$4,590.00 |
| Withdrawals ⁸ | \$0.00 |
| Transfers | \$0.00 |
| Deducted Fees ⁹ | \$0.00 |
| Gain/Loss ¹⁰ | \$25,930.28 |
| Ending balance as of 03/31/2023 | \$428,955.07 |
| Personalized Rate of Return ⁴ | ▲ 6.46% |

Your Contribution Sources¹⁶

| | Amount Contributed |
|----------------------------|--------------------|
| Employee | |
| Elect Deferral | \$2,550.00 |
| Elec Def CthUp | \$0.00 |
| Employer | |
| Match in K Safe Harbor | \$2,040.00 |
| Total Contributions | \$4,590.00 |

What Happened This Period¹¹

| Inv Manager or Sub-Advisor / Investment Option | Balance as of 01/01/2023 | Additions ⁷ | Withdrawals ⁸ | Transfers | Deducted Fees ⁹ | Gain/Loss ¹⁰ | Balance as of 03/31/2023 |
|--|--------------------------|------------------------|--------------------------|---------------|----------------------------|-------------------------|--------------------------|
|  <i>Principal Global Investors</i> Liquid Assets Separate Account | \$59,796.92 | \$2,142.00 | \$0.00 | \$364,743.67 | \$0.00 | \$2,272.48 | \$428,955.07 |
|  <i>Principal Global Investors</i> Government & High Quality Bond Sep Acct | \$56,057.66 | \$612.00 | \$0.00 | -\$57,762.54 | \$0.00 | \$1,092.88 | \$0.00 |
|  <i>Multiple Sub-Advisors</i> Principal LifeTime 2040 Separate Account | \$80,297.91 | \$612.00 | \$0.00 | -\$86,614.53 | \$0.00 | \$5,704.62 | \$0.00 |
|  <i>Principal Global Investors</i> Capital Appreciation Separate Account | \$107,524.98 | \$612.00 | \$0.00 | -\$115,546.94 | \$0.00 | \$7,409.96 | \$0.00 |
|  <i>Principal Global Investors</i> MidCap S&P 400 Index Separate Account | \$94,757.32 | \$612.00 | \$0.00 | -\$104,819.66 | \$0.00 | \$9,450.34 | \$0.00 |
| Totals: | \$398,434.79 | \$4,590.00 | \$0.00 | \$0.00 | \$0.00 | \$25,930.28 | \$428,955.07 |

Investment Performance

Investment Performance through 05/31/2023

| Inv Manager or Sub-Advisor / Investment Option | Your Inv ¹³ | YTD | 1yr | 3yrs | 5yrs | 10yrs | Since Inception | Inception Date |
|--|------------------------|------|------|------|------|-------|-----------------|----------------|
| Principal Global Investors Liquid Assets Separate Account | | 1.77 | 2.23 | 0.21 | 0.61 | 0.09 | 3.62 | 12/10/1980 |

Other Investments

- Guaranteed Interest Account 2 year
- U.S. Property Sep Acct

Indicates an investment currently held in your portfolio.
 This investment option does not accept new contributions or investment transfers into the investment option. Investment transfers out of the investment options are allowed. To change your investment allocations, visit principal.com/changeallocation

- The vested balance is the amount that you would keep if you separated from your employer now.
- The contribution rate is your percentage contribution that was reported to your employer/plan sponsor on the date indicated. The employer/plan sponsor is ultimately responsible for updating your records so that the specified amount(s) are being contributed into the retirement plan. Based on plan provisions, you may have been automatically enrolled into the plan at a particular rate. Please refer to your Summary Plan Description Booklet for further details.
- The Personalized Rate of Return (PRR) represents the performance of plan assets held for your benefit for the time period of this report. The PRR is based on your specific account activity. Past performance does not predict future results. Please use caution when evaluating your PRR. Certain circumstances can arise that cause the PRR calculation to give uncharacteristically high or low results. For more information, please go to the participant website personalized rate of return details page.
- The *Track Your Progress* chart shows the amount of retirement savings in the retirement plan as of the specified calendar month end for a maximum of 24 months. The amount represented in blue reflects all additions to the account, withdrawals and investment gain or loss. The amount represented in purple is simply the contributions made to the plan, not including investment gain or loss. Funds added to this account via rollover or roll-in from another retirement plan are not included as contributions in the *Track Your Progress* chart. A portion of the account balance may not yet be vested. You may not be able to withdraw the entire stated balance. For additional details about vesting, withdrawals, and distributions, please contact your human resource contact or review your plan booklet to understand any aspect that may be unique to your plan. Stated value is subject to change and may be different when withdrawn or distributed.

Month end balances typically are available in the chart 2-3 business days following a given month end.

In the event an inadvertent administrative error occurs when processing transactions related to your account, Principal Life Insurance Company will restore any losses to your account if we are responsible, and will be entitled to retain amounts remaining after the error has been corrected.

To help take a step toward long-term retirement security, you should give careful consideration to the benefits of a well-balanced and diversified investment portfolio. Spreading retirement funds among different types of investment options can help you achieve a favorable rate of return, while helping minimize your overall risk of losing money. This is because market or other economic conditions that cause one category of assets, or particular security, to perform very well often cause another asset category, or another particular security, to perform poorly. If you invest more than 20% of your retirement savings in any one company or industry, retirement funds may not be properly diversified. Although diversification is not a guarantee against loss, it can be an effective strategy to help you manage investment risk.

In deciding how to invest retirement funds, you should take into account all your assets, including any retirement savings outside of the retirement plan. No single approach is right for everyone because, among other factors, individuals have different financial goals, different time horizons for meeting their goals, and different tolerances for risk.

It is also important to periodically review your investment portfolio, your investment objectives, and the investment options under the retirement plan to help ensure that your retirement funds will meet your retirement goals.

Information on individual investing and diversification can be found on the Department of Labor's website at <https://www.dol.gov/agencies/ebsa/laws-and-regulations/laws/pension-protection-act/investing-and-diversification>

No investment strategy, such as diversification or asset allocation, can guarantee a profit or protect against loss in periods of declining value.

If you are in need of a vested balance for a specific date, please call 1-800-547-7754, Monday - Friday, 7 a.m. to 9 p.m. Central time to obtain this information from a retirement specialist.

Principal Life Insurance Company and its affiliates may earn compensation in the form of short term interest ("float") on such things as un-cashed distribution checks or amounts awaiting investment.

Insurance products and plan administrative services are provided by Principal Life Insurance Company, a member of the Principal Financial Group, Des Moines, IA 50392.

The Principal may receive payments from investment option providers in connection with the investments offered under the plan. The Principal takes these payments into consideration when determining plan administrative services fees.

The fully vested account balance has been calculated using the most recent vesting percentage reported to The Principal by the plan's Third Party Administrator. Please contact your plan administrator with any questions about the fully vested account balance.

- 6 Outstanding loan balances are not included in your starting and ending balances.
- 7 Additions may include contributions you have made into the plan, contributions your employer has made into the plan, retirement funds you have rolled into the plan, or loan payments you have made.
- 8 Withdrawals may include payouts you have requested, hardship withdrawals, or loan requests, in addition to adjustments made to your account. Not all adjustments result in a Form 1099-R being issued.
- 9 Fees include certain plan and/or participant fees taken from participant accounts. For additional detail, see the "What Happened This Period" section.

The underlying investment options also have fees. Some of the plan's administrative expenses were paid from the total investment expense of one or more of the plan's investment options. For these fee ratios, see your prospectus or other investment material at www.principal.com.

- 10 Gain/Loss may reflect plan fees taken from participant accounts as well as investment performance, taking into account the timing and amount of deposits. For additional detail, see the "What Happened This Period" section.
- 11 Plan administrative services typically include items such as recordkeeping, participant website access, participant education, participant statements, and financial professional services.

For more information about this investment option, including its full name, please visit principal.com or 1-800-547-7754 for assistance from a retirement specialist.

Access the detail for each transaction, including transfers, on your account at principal.com/transactions.

- 16 All values shown are gross contributions representative of the range selected except *Your Loans*.

Carefully consider the Fund's objectives, risks, charges, and expenses. Contact your financial professional or visit principal.com for a prospectus, or summary prospectus if available, containing this and other information. Please read it carefully before investing.

Before directing retirement funds to a separate account, investors should carefully consider the investment objectives, risks, charges and expenses of the separate account as well as their individual risk tolerance, time horizon and goals. For additional information contact us at 1.800.547.7754 or by visiting principal.com.

- 13 "Your Inv" indicates which investment options the funds in the account are allocated to. For more information on these investment options and how to change them, visit principal.com.

Investments in the "Other" category are not assessed in the risk spectrum noted above. View the detailed descriptions of all asset classes.

THERE IS A WITHDRAWAL LIMITATION IN PLACE ON THE PRINCIPAL U.S. PROPERTY SEPARATE ACCOUNT. A contractual limitation, while in effect, will delay the payment of most withdrawal or transfer requests from the Principal U.S. Property Separate Account. In accordance with the terms of your employer's group annuity contract, delayed payment requests will be honored fairly and proportionately over time among everyone who requests a withdrawal. Please log on to the participant website at www.principal.com for more details.

Investment results shown represent historical performance and do not guarantee future results. Investment returns and principal values fluctuate with changes in interest rates and other market conditions so the value, when redeemed may be worth more or less than original costs. Current performance may be lower or higher than the performance data shown.

Transfer restrictions or redemption fees may apply to certain transactions. Please refer to the redemption fee and transfer restriction policy for each investment.

As allowed by their prospectus, several mutual fund companies have decided to impose redemption fees and/or transfer restrictions on certain plan and/or participant transactions. One or more of the investment options in your employer's retirement plan may be impacted. For more information, visit us at The Principal Personal Account Login at principal.com.

While past performance does not predict future results, this section helps you compare investment options. This history shows the rate of return that would have been earned from a sum of money invested on the first day of the period and left until the last day of the period, with no other transactions. Returns shown for periods of less than one year are not annualized. All returns displayed here reflect fees and expenses of the investment options in the plan. These returns may not reflect all plan administrative expenses. Such expenses may reduce your gain/loss.

For more information about these investments, go to principal.com or call 1-800-547-7754 for assistance from a retirement specialist.

t13100101we

Copyright © 2023 Principal Financial Services, Inc. All rights reserved.