

## LOCKHEED MARTIN CORPORATION SALARIED SAVINGS PLAN

MICHAEL DREW WILT  
10983 LA SALINAS CIR  
BOCA RATON FL 33428-1238

Statement Period: 01/01/2023 - 03/31/2023  
Participant ID: 20953975  
Plan: 150563-01

When did you last review your retirement savings strategy and progress toward your financial goals? We can help identify ways to optimize your strategy and put any adjustments in place. Small changes in the short term can have a big impact in the long term, such as consolidating outside accounts into your Empower account. Call **1-833-562-4015**, to talk to an Empower financial professional. There's no additional cost to you and we're here to help. Consider all your options and their features and fees before moving money between accounts. Securities, when presented, are offered and/or distributed by Empower Financial Services, Inc., Member FINRA/SIPC. EFSI is an affiliate of Empower Retirement, LLC; Empower Funds, Inc.; and registered investment adviser Empower Advisory Group, LLC. This material is for informational purposes only and is not intended to provide investment, legal or tax recommendations or advice. Point-in-time advice is provided by an Empower representative registered with Empower Financial Services, Inc. at no additional cost to account owners. There is no guarantee provided by any party that use of the advice will result in a profit.

### What is my account balance?

**\$912,046.65**

As of 03/31/2023

### Where can I go for help?

**Website:** LockheedMartinSavings.com  
**Phone:** 1-833-562-4015  
**TTY:** 1-800-345-1833  
**Mail:** Empower  
P.O. Box 173764  
Denver, CO 80217-3764

### How has my account changed?

	<u>Employee</u>	<u>Employer</u>	<u>Total</u>
<b>Balance as of December 31, 2022</b>	<b>\$589,089.30</b>	<b>\$277,755.54</b>	<b>\$866,844.84</b>
Payroll Contributions	2,994.02	3,742.57	6,736.59
Change in Value	28,298.46	10,168.84	38,467.30
Expenses	-1.42	-0.66	-2.08
<b>Balance as of March 31, 2023</b>	<b>\$620,380.36</b>	<b>\$291,666.29</b>	<b>\$912,046.65</b>

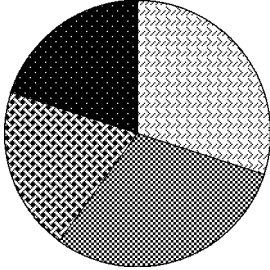


# LOCKHEED MARTIN CORPORATION SALARIED SAVINGS PLAN

MICHAEL DREW WILT  
20953975

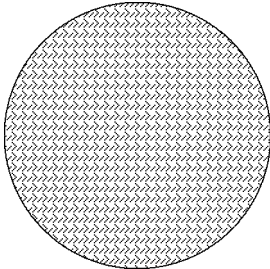
## How will my future contributions be invested?


### Employee Directed



-  30% Large Cap Funds  
30% US Large-Cap Equity Index Fund
-  30% Small Mid Cap Funds  
30% US Small & Mid-Cap Equity Index Fund
-  20% International Funds  
20% LMIMCo Global Equity Fund
-  20% Stock  
20% ESOP Fund

### Employer Directed

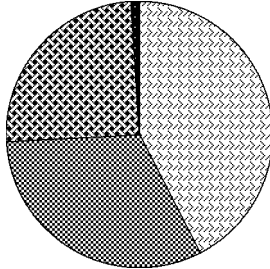


-  100% Stock  
100% ESOP Fund

# LOCKHEED MARTIN CORPORATION SALARIED SAVINGS PLAN

MICHAEL DREW WILT  
20953975

## How is my account invested?



- 42.45% Large Cap Funds
- 31.73% Small Mid Cap Funds
- 24.84% Stock
- .98% International Funds

	<u>Beginning Balance</u>	<u>Deposits</u>	<u>Change in Value</u>	<u>Transfers</u>	<u>Withdrawals /Expenses</u>	<u>Ending Balance</u>	<u>Ending Units/Shares</u>
<b>Large Cap Funds</b>							
US Large-Cap Equity Index Fund	358,666.65	1,571.97	26,921.30		-0.86	387,159.06	877.292
<b>Small Mid Cap Funds</b>							
US Small & Mid-Cap Equity Index Fund	271,762.52	1,571.97	16,001.52		-0.69	289,335.32	823.232
<b>International Funds</b>							
LMIMCo Global Equity Fund	7,366.12	1,047.82	574.69		-0.02	8,988.61	100.718
<b>Stock</b>							
ESOP Fund	229,049.55	2,544.83	-5,030.21		-0.51	226,563.66	262.680
<b>Totals</b>	<b>866,844.84</b>	<b>6,736.59</b>	<b>38,467.30</b>		<b>-2.08</b>	<b>912,046.65</b>	

## How is my account being funded?

	<u>Beginning Balance</u>	<u>Deposits</u>	<u>Change in Value</u>	<u>Transfers</u>	<u>Withdrawals /Expenses</u>	<u>Ending Balance</u>
After-Tax	6,576.07		303.93		-0.02	6,879.98
Before-Tax	520,084.04	2,994.02	24,189.46		-1.25	547,266.27
Lockheed Martin Company Contribution	43,073.14	2,245.56	2,012.74		-0.10	47,331.34
Esop Match	234,257.67	1,497.01	8,137.00		-0.56	243,891.12
Financial Wellness Incentive	424.73		19.10			443.83
Roth	46,594.75		2,755.11		-0.11	49,349.75
Roth Catch-Up	15,834.44		1,049.96		-0.04	16,884.36
<b>Totals</b>	<b>866,844.84</b>	<b>6,736.59</b>	<b>38,467.30</b>		<b>-2.08</b>	<b>912,046.65</b>

# LOCKHEED MARTIN CORPORATION SALARIED SAVINGS PLAN

MICHAEL DREW WILT  
20953975

## What is my estimated equivalent shares summary?

<u>Fund Name</u>	<u>Cost Basis</u>	<u>Equivalent Share Price</u>	<u>Equivalent Share Balance</u>
ESOP Fund	\$118,096.57	\$472.73	479.267

Investment in company stock is available through the plan's unitized company stock fund. A unitized company stock fund combines company stock with a small percentage of a cash investment to provide liquidity. The Equivalent Shares reflect the estimated number of company stock shares allocated to your account based on your balance in the company stock fund.

## Who are my beneficiaries?

<u>Type</u>	<u>Name</u>	<u>Relationship</u>	<u>Percent</u>
Primary	Aryana M Wilt	Child	33.33%
	Samantha I Wilt	Child	33.33%
	Alexandra L Wilt	Child	33.34%

## What is my paycheck contribution information?

Roth	0%
After Tax	0%
Age 50 Catch Up Roth	\$0
Before Tax	8%

Participants age 50 and older may make additional catch-up contributions of \$7,500 for 2023.

## How has my account changed over time?

	<u>Employee</u>	<u>Employer</u>	<u>Total</u>
Year-To-Date Contributions: .....	2,994.02	3,742.57	6,736.59
Year-To-Date Total Dividends: .....	811.16	608.12	1,419.28
2022 Year-End Balance: .....	589,089.30	277,755.54	866,844.84

## What activity took place this period?

	<u>Payroll Date</u>	<u>Effective Date</u>	<u>Dollar Amount</u>
<b>Deposits/Contributions</b>			
Payroll Contribution	Jan 06, 2023	Jan 06, 2023	510.35
Payroll Contribution	Jan 13, 2023	Jan 13, 2023	510.35
Payroll Contribution	Jan 20, 2023	Jan 20, 2023	510.35
Payroll Contribution	Jan 27, 2023	Jan 27, 2023	510.35
Payroll Contribution	Feb 03, 2023	Feb 03, 2023	510.35
Payroll Contribution	Feb 10, 2023	Feb 10, 2023	510.35
Payroll Contribution	Feb 17, 2023	Feb 17, 2023	510.35
Payroll Contribution	Feb 24, 2023	Feb 24, 2023	510.35

# LOCKHEED MARTIN CORPORATION SALARIED SAVINGS PLAN

MICHAEL DREW WILT  
20953975

## What activity took place this period? (continued)

	<u>Payroll Date</u>	<u>Effective Date</u>	<u>Dollar Amount</u>		
<b>Deposits/Contributions</b>					
Payroll Contribution	Mar 03, 2023	Mar 03, 2023	510.35		
Payroll Contribution	Mar 10, 2023	Mar 10, 2023	535.86		
Payroll Contribution	Mar 17, 2023	Mar 17, 2023	535.86		
Payroll Contribution	Mar 24, 2023	Mar 24, 2023	535.86		
Payroll Contribution	Mar 31, 2023	Mar 31, 2023	535.86		
<b>Total Deposits/Contributions</b>			<b>6,736.59</b>		
<b>Expenses</b>					
Administrative Fees		Mar 03, 2023	-2.08		
<b>Total Expenses</b>			<b>-2.08</b>		
	<u>Effective Date</u>	<u>Dollar Amount</u>	<u>Investment Option</u>	<u># Units /Shares</u>	<u>Unit/Share Price</u>
<b>Dividends/Capital Gains</b>					
Dividend	Mar 24, 2023	1,419.28	ESOP Fund	1.639	865.804
<b>Total Dividends/Capital Gains</b>		<b>1,419.28</b>			

## Important information about required Lifetime Income Disclosures

Your savings plan statement includes a Lifetime Income Illustration, as required by the United States Department of Labor (DOL). The Lifetime Income Illustration is meant to help you prepare for retirement. The Lifetime Income Illustration included in this statement and the Lifetime Income Score on the Empower website use different assumptions to project your potential retirement income. For example, the Lifetime Income Illustration uses only your current balance to project your retirement income. The Lifetime Income Score, on the other hand, considers what your account will be worth if you continue contributing to your plan and experience certain market conditions until you reach the retirement age designated on the Empower website. Neither forecast is a guarantee, they are just estimates to help you plan for your future. Please see the **FAQ at <https://docs.empower.com/EE/LMC/DOCS/Lifetime-Income-Disclosure-FAQ.pdf>** or contact the call center for more detailed information.

## What is the rate of return on my retirement account(s)?

<u>Period</u>	<u>Year To Date</u>
01/01/2023 - 03/31/2023	01/01/2023 - 03/31/2023
4.42%	4.42%

Personalized performance information is provided to account holders as a general approximation of the overall recent performance of your account. It is calculated based on a formula which estimates the equivalent rate of return during the stated period, based on the opening balance, transaction activity including any applicable fees, and closing balance. Performance calculations will not include loan balance. Past performance is not a guarantee or prediction of future investment results.

# LOCKHEED MARTIN CORPORATION SALARIED SAVINGS PLAN

MICHAEL DREW WILT  
20953975

## How have the investments in my plan performed?

The Investment Code can be used when you request certain investment related transactions on the voice response system.

Performance data quoted represents past performance and is not a guarantee or prediction of future results. Investment returns and principal value of an investment will fluctuate so that, when redeemed, shares/units may be worth more or less than their original cost. Funds are subject to certain market risks. Current performance may be lower or higher than performance data shown. Performance for a share class before its inception is derived from the historical performance of the oldest share class. If the newer fund has lower expenses, the extended performance is not adjusted for the lower expenses; had it, returns would have been higher. For performance data current to the most recent month-end, please visit LockheedMartinSavings.com.

Carefully consider the investment options objectives, risks, fees and expenses. Contact us for a prospectus, summary prospectus for SEC registered products or disclosure document, including fund fact sheets, for unregistered products, if available, containing this information. Read each carefully before investing.

### Average Annualized Total Return as of March 31, 2023

Investment Option	Investment Code	3 Month	YTD	1 Year	3 Year	5 Year	Inception /10 Year	Inception Date	Expense Ratio
<b>Target Date Funds</b>									
LMIMCo Target-Date Retirement Fund <sup>3</sup>	7783	2.89	2.89	-3.76	5.06	3.84	3.62	Jun 2008	.29
LMIMCo Target-Date Fund 2010 <sup>3</sup>	7784	2.97	2.97	-3.91	5.93	4.17	3.96	Jun 2008	.29
LMIMCo Target-Date Fund 2015 <sup>3</sup>	7785	3.18	3.18	-4.11	7.07	4.56	4.38	Jun 2008	.32
LMIMCo Target-Date Fund 2020 <sup>3</sup>	7786	3.46	3.46	-4.24	8.28	4.93	4.86	Jun 2008	.35
LMIMCo Target-Date Fund 2025 <sup>3</sup>	7787	3.80	3.80	-4.57	9.56	5.35	5.39	Jun 2008	.37
LMIMCo Target-Date Fund 2030 <sup>3</sup>	7788	4.21	4.21	-5.03	10.71	5.66	5.89	Jun 2008	.40
LMIMCo Target-Date Fund 2035 <sup>3</sup>	7789	4.77	4.77	-5.51	12.19	6.02	6.42	Jun 2008	.45
LMIMCo Target-Date Fund 2040 <sup>3</sup>	7790	5.45	5.45	-5.96	13.60	6.35	6.73	Jun 2008	.51
LMIMCo Target-Date Fund 2045 <sup>3</sup>	7791	6.09	6.09	-6.23	14.04	6.46	6.83	Jun 2008	.57
LMIMCo Target-Date Fund 2050 <sup>3</sup>	7792	6.53	6.53	-6.24	13.79	6.32	6.75	Jun 2008	.64
LMIMCo Target-Date Fund 2055 <sup>3</sup>	7793	6.79	6.79	-6.25	13.56	6.19	6.69	Jan 2010	.66
LMIMCo Target-Date Fund 2060 <sup>3</sup>	7794	6.93	6.93	-6.25	13.51	6.16	6.66	Jan 2015	.66
LMIMCo Target-Date Fund 2065 <sup>3</sup>	9127	6.93	6.93	-6.24	13.53	N/A	4.70	Jan 2020	.46
<b>Stable Value</b>									
LMIMCo Stable Value Fund	7766	.66	.66	2.16	1.88	2.11	1.82	Jul 1978	.27
<b>Bond Funds</b>									
Broad Market Bond Index Fund <sup>2</sup>	7768	2.99	2.99	-4.70	-2.85	.87	1.30	Apr 2001	.04
LMIMCo Bond Fund <sup>2,4</sup>	9526	2.89	2.89	-5.54	N/A	N/A	-4.97	Apr 2021	.11
<b>Large Cap Funds</b>									
US Large-Cap Equity Index Fund	7769	7.49	7.49	-7.76	18.56	11.14	12.20	Jul 1978	.03
<b>Small Mid Cap Funds</b>									
US Small & Mid-Cap Equity Index Fund	7771	5.89	5.89	-13.27	17.82	6.44	9.11	Apr 2001	.05
<b>International Funds</b>									
LMIMCo Global Equity Fund <sup>1</sup>	7772	7.51	7.51	-5.84	15.78	8.46	9.07	Dec 2013	.68
Global Ex-US Equity Index Fund <sup>1</sup>	7778	6.38	6.38	-4.39	11.20	2.37	4.56	Jan 2004	.05
<b>Stock</b>									
ESOP Fund	7762	-2.21	-2.21	9.80	14.75	9.79	20.47	Jan 1997	.03
Company Common Stock Fund	7761	-2.21	-2.21	9.83	14.73	9.76	20.43	Apr 1995	.03

# LOCKHEED MARTIN CORPORATION SALARIED SAVINGS PLAN

MICHAEL DREW WILT  
20953975

## How have the investments in my plan performed? (continued)

*On occasion, the name and/or objective of an investment may change. Investment decisions should not be based solely on the performance data contained herein. Although data is gathered from reliable sources, the completeness or accuracy of the data cannot be guaranteed.*

*For information related to investments in your Self-Directed Brokerage (SDB) account, contact TD Ameritrade at [www.tdameritraderetirement.com](http://www.tdameritraderetirement.com) or 1-866-766-4015.*

*Carefully consider the investment options objectives, risks, fees and expenses. Contact us for a prospectus, summary prospectus for SEC registered products or disclosure document for unregistered products, if available, containing this information. Read each carefully before investing.*

*Expense ratios shown on participant and plan level statements are gross expense ratios and do not include any applicable fee waivers or expense reimbursements, as do net expense ratios. The expense ratios may be based on a prior reporting period than those shown on the Plan's investment performance report. For the most current expense ratios please visit [LockheedMartinSavings.com](http://LockheedMartinSavings.com).*

*The expense ratios are estimated based on the range of Total Annual Expenses as disclosed in Appendix C of the Investment Options Guide. Refer to the Guide for actual expense ranges.*

*A ticker symbol is not available for those funds that are exempt from SEC registration.*

<sup>1</sup> *Foreign securities involve risks, such as currency fluctuations, economic changes and political developments. These risks may be heightened in emerging markets, which may also experience liquidity risk.*

<sup>2</sup> *Bond prices generally fall when interest rates rise (and vice versa) and are subject to risks including changes in credit quality, market valuations, inflation, liquidity, and default. High-yield bonds have a greater risk of default.*

<sup>3</sup> *Note: The composition of the glidepath for the LMIMCo Target-Date Funds was changed on April 12, 2021. For more information on the changes, please review the fund fact sheets located in the Investment Options Guide.*

<sup>4</sup> *If different than the gross expense ratio, the net expense ratio is less applicable fee waivers or expense reimbursements.*

This statement confirms transactions during the stated time period. You have an obligation to review all of the information carefully to confirm that we have acted on your instructions properly. You must notify Empower of any error within this statement as soon as possible. The actual benefits payable will be determined by the plan document that governs the operations of your plan. If you have any questions, inquiries or complaints concerning your benefits, please contact Empower.

Some of the plan's administrative expenses for the preceding quarter may have been paid from the total annual operating expenses (investment expenses) of one or more of the plan's investment options.

Representatives of Empower do not offer or provide investment, fiduciary, financial, legal or tax advice or act in a fiduciary capacity for any client unless explicitly described in writing. Please consult with your investment advisor, attorney and/or tax advisor as needed.

**Securities offered and/or distributed by Empower Financial Services, Inc., Member FINRA/SIPC.** Empower Financial Services, Inc. is an affiliate of Empower Retirement, LLC; Empower Funds, Inc.; and registered investment advisers, Empower Advisory Group, LLC and Personal Capital.

# LOCKHEED MARTIN CORPORATION SALARIED SAVINGS PLAN

MICHAEL DREW WILT  
20953975

## -----An Important Message about Investing for Retirement & Diversification-----

To help achieve long-term retirement security, you should give careful consideration to the benefits of a well-balanced and diversified investment portfolio. Spreading your assets among different types of investments may help you achieve a favorable rate of return, while minimizing your overall risk of losing money. This is because market or other economic conditions that cause one category of assets, or one particular security, to perform very well may cause another asset category, or another particular security, to perform poorly. If you invest more than 20% of your retirement savings in any one company or industry, your savings may not be properly diversified. Although diversification is not a guarantee against loss, it is an effective strategy to help you manage investment risk. In deciding how to invest your retirement savings, you should take into account all of your assets, including any retirement savings outside of the Plan. No single approach is right for everyone because, among other factors, individuals have different financial goals, different time horizons for meeting their goals, and different risk tolerances. It is also important to periodically review your investment portfolio, your investment objectives, and the investment options under the Plan to help ensure that your retirement savings will meet your retirement goals. Visit the Department of Labor website at [www.dol.gov/agencies/ebsa/laws-and-regulations/laws/pension-protection-act/investing-and-diversification](http://www.dol.gov/agencies/ebsa/laws-and-regulations/laws/pension-protection-act/investing-and-diversification) for more information on individual investing and diversification.

## -----An Important Message about Market Timing / Excessive Trading-----

Pursuant to SEC rules, fund companies are required to enter into agreements with intermediaries to provide fund companies with the ability to identify and enforce restrictions on participants engaging in market timing or excessive trading (prohibited trading), as defined by the fund companies. Participants engaging in prohibited trading will receive a warning and, if the prohibited trading continues, will be restricted from transferring into the identified fund(s) for a specific time period determined by the fund company. Some fund companies may restrict participants immediately, without warning when prohibited trading is identified. At the end of the restriction period, the participant will be automatically allowed to resume transfers into the identified fund(s). Transfers out of the identified fund (s) will not be restricted.

## ----- An Important Message about your Benefit Information -----

This benefit statement provides your vested benefit payable under the plan as of the end of the statement period. If you are terminated and eligible for a distribution, you may obtain more detailed information about your distribution options for these amounts by accessing your plan's Website or reviewing your Summary Plan Description (SPD). The amount eligible for a distribution in a lump sum may vary from the amount shown on this statement due to investment gains and/or losses that occur after the statement period end date. If you have any questions concerning your benefits, please contact the Service Center.



# LOCKHEED MARTIN CORPORATION SALARIED SAVINGS PLAN

MICHAEL DREW WILT  
20953975

## ----- An Important Message about the Lifetime Income Illustration -----

This statement provides you with information about how much monthly income you could collect at retirement based on your current account balance. The estimated monthly payments in this statement are for illustrative purposes only; they are not a guarantee. Having this information now may help you plan how much money to save for your retirement.

Your account balance is \$912,046.65 as of March 31, 2023. Below are estimates of how much money you could receive each month if you were to receive payments in one of the following two payment forms:

1. A single life annuity is an arrangement that pays you a fixed amount of money each month for the rest of your life. Following your death, no further payments would be made to your spouse or heirs. If you receive payments in this form, we estimate you would receive \$5,778.86 per month starting at retirement.
2. A qualified joint and 100% survivor annuity is an arrangement that pays you and your spouse a fixed monthly payment for the rest of your joint lives. In addition, after your death, this type of annuity would continue to provide the same fixed monthly payment to your surviving spouse for their life. If you receive payments in this form, we estimate you would receive \$4,916.74 per month starting at retirement and, after your death, your surviving spouse would receive \$4,916.74 per month.

An annuity with a lower survivor percentage may be available and reducing the survivor percentage (below 100%) would increase monthly payments during your lifetime but would decrease what your surviving spouse would receive after your death.

The following information is to help you understand these estimated monthly payments.

- The estimated monthly payments in this statement assume that your account balance is 100% vested.
- The estimated monthly payments in this statement assume that payments begin March 31, 2023 and that you are 67 on this date. Monthly payments beginning at a younger age would be lower than shown since payments would be made over more years. Monthly payments beginning at an older age would be higher than shown since they would be made over fewer years.
- The estimated monthly payments for a qualified joint and 100% survivor annuity in this statement assume that you are married with a spouse who is the same age as you (even if you do not currently have a spouse, or if you have a spouse who is a different age). If your spouse is younger, monthly payments would be lower than shown since they would be expected to be paid over more years. If your spouse is older, monthly payments would be higher than shown since they would be expected to be paid over fewer years.
- The estimated monthly payments in this statement are based on an interest rate of 4.01%, which is the 10-year constant maturity U.S. Treasury securities yield rate as of March 1, 2023, as required by federal regulations. This rate fluctuates based on market conditions. The lower the interest rate, the smaller your monthly payment will be, and the higher the interest rate, the larger your monthly payment will be.
- The estimated monthly payments in this statement are based on how long you and a spouse, who is assumed to be your age, are expected to live. For this purpose, federal regulations require that your life expectancy be estimated using gender neutral mortality assumptions established by the Internal Revenue Service.
- The estimated monthly payments in this statement are the same whether you are male or female. This is required for annuities payable from an employer's plan. However, the same amount paid for an annuity available outside of an employer's plan may provide a larger monthly payment for males than for females since females are expected to live longer.
- The estimated monthly payments in this statement are based on prevailing market conditions and other assumptions required under

# LOCKHEED MARTIN CORPORATION SALARIED SAVINGS PLAN

MICHAEL DREW WILT  
20953975

federal regulations. If you decide to purchase an annuity, the actual payments you receive will depend on a number of factors and may vary substantially from the estimated monthly payments in this statement. For example, your actual age at retirement, your actual account balance (reflecting future investment gains and losses, contributions, distributions, and fees), and the market conditions at the time of purchase will affect your actual payment amounts.

- Unlike Social Security payments, the estimated monthly payments in this statement do not increase each year with a cost-of-living adjustment. Therefore, as prices increase over time, the fixed monthly payments will buy fewer goods and services.